

College
Success


Near Final Proof

Near Final Proof

College Success

SENIOR CONTRIBUTING AUTHORS

AMY BALDWIN, UNIVERSITY OF CENTRAL ARKANSAS



OpenStax

Rice University
6100 Main Street MS-375
Houston, Texas 77005

To learn more about OpenStax, visit <https://openstax.org>.
Individual print copies and bulk orders can be purchased through our website.

©2020 Rice University. Textbook content produced by OpenStax is licensed under a Creative Commons Attribution 4.0 International License (CC BY 4.0). Under this license, any user of this textbook or the textbook contents herein must provide proper attribution as follows:

- If you redistribute this textbook in a digital format (including but not limited to PDF and HTML), then you must retain on every page the following attribution:
"Download for free at <https://openstax.org/details/books/college-success>."
- If you redistribute this textbook in a print format, then you must include on every physical page the following attribution:
"Download for free at <https://openstax.org/details/books/college-success>."
- If you redistribute part of this textbook, then you must retain in every digital format page view (including but not limited to PDF and HTML) and on every physical printed page the following attribution:
"Download for free at <https://openstax.org/details/books/college-success>."
- If you use this textbook as a bibliographic reference, please include <https://openstax.org/details/books/college-success> in your citation.

For questions regarding this licensing, please contact support@openstax.org.

Trademarks

The OpenStax name, OpenStax logo, OpenStax book covers, OpenStax CNX name, OpenStax CNX logo, OpenStax Tutor name, Openstax Tutor logo, Connexions name, Connexions logo, Rice University name, and Rice University logo are not subject to the license and may not be reproduced without the prior and express written consent of Rice University.

HARDCOVER BOOK ISBN-13

978-1-951693-16-9

PAPERBACK BOOK ISBN-13

978-1-951693-18-3

PDF VERSION ISBN-13

978-1-951693-17-6

10 9 8 7 6 5 4 3 2 1

OPENSTAX

OpenStax provides free, peer-reviewed, openly licensed textbooks for introductory college and Advanced Placement® courses and low-cost, personalized courseware that helps students learn. A nonprofit ed tech initiative based at Rice University, we're committed to helping students access the tools they need to complete their courses and meet their educational goals.

RICE UNIVERSITY

OpenStax, OpenStax CNX, and OpenStax Tutor are initiatives of Rice University. As a leading research university with a distinctive commitment to undergraduate education, Rice University aspires to path-breaking research, unsurpassed teaching, and contributions to the betterment of our world. It seeks to fulfill this mission by cultivating a diverse community of learning and discovery that produces leaders across the spectrum of human endeavor.



PHILANTHROPIC SUPPORT

OpenStax is grateful for our generous philanthropic partners, who support our vision to improve educational opportunities for all learners.

Laura and John Arnold Foundation

Arthur and Carlyse Ciocca Charitable Foundation

Ann and John Doerr

Bill & Melinda Gates Foundation

Girard Foundation

Google Inc.

The William and Flora Hewlett Foundation

Rusty and John Jagers

The Calvin K. Kazanjian Economics Foundation

Charles Koch Foundation

Leon Lowenstein Foundation, Inc.

The Maxfield Foundation

Burt and Deedee McMurtry

Michelson 20MM Foundation

National Science Foundation

The Open Society Foundations

Jumee Yhu and David E. Park III

Brian D. Patterson USA-International Foundation

The Bill and Stephanie Sick Fund

Robin and Sandy Stuart Foundation

The Stuart Family Foundation

Tammy and Guillermo Treviño

new school year. Near Final Proof

new classes.

new **free books.**

new **free app.**

OpenStax + SE

Get free textbooks for over 30 college courses in the free OpenStax + SE app.

Download it now on the App Store or get it on Google Play.






TABLE OF CONTENTS

1 Welcome to College

- 1.1 Why College?
- 1.2 The First Year of College Will Be an Experience
- 1.3 College Culture and Expectations
- 1.4 How Can This Book And This Course Help?

2 Knowing Yourself as a Learner

- 2.1 Growth vs. Fixed Mindset
- 2.2 Learning Abilities
- 2.3 Personality Types

3 Time Management and Prioritization 5

- 3.1 The Benefits of Time Management 6
- 3.2 Time Management in College 8
- 3.3 Procrastination: The Enemy Within 13
- 3.4 How to Manage Time 16
- 3.5 Prioritization: Self-Management of What You Do and When You Do It 24
- 3.6 Goal Setting and Motivation 33
- 3.7 Enhanced Strategies for Time and Task Management 37

4 Academic and Life Planning

- 4.1 Short and Long Term Goals
- 4.2 Decision Making
- 4.3 Weighing Your Options
- 4.4 Managing Change and the Unexpected
- 4.5 Asking for Help

5 Reading and Note Taking

- 5.1 The Nature and Types of Reading
- 5.2 Effective Reading Strategies
- 5.3 Taking Notes

6 Studying, Memory, and Test Taking

- 6.1 Memory
- 6.2 Studying
- 6.3 Test Taking

7 Thinking

- 7.1 Critical Thinking and Problem Solving
- 7.2 Analytical Thinking
- 7.3 Creative Thinking

8 Communication

- 8.1 Communicating With Your Instructors and Advisors
- 8.2 Written Communication
- 8.3 Oral Communication

9 Civility

- 9.1 Value of Diversity
- 9.2 Interpersonal Communication
- 9.3 Listening
- 9.4 Interdependence
- 9.5 Civil Discourse
- 9.6 Civil Engagement
- 9.7 Help and Opportunities on Campus

10 Financial Planning

- 10.1 Demystifying Finances
- 10.2 Setting and Staying Within a Budget
- 10.3 Understanding Banking and Credit
- 10.4 Getting Creative About Funding Your Education
- 10.5 Resources for Help

11 Health and Wellness

- 11.1 Diet and Exercise
- 11.2 Sleep
- 11.3 Emotional Health
- 11.4 Mental Health
- 11.5 Identifying and Managing Stress
- 11.6 Resources on Campus

12 Planning for Your Future

- 12.1 Internships, Volunteering, Job Shadowing
- 12.2 Value of Study Abroad and Similar Activities
- 12.3 Volunteering, Campus Activities, and Leadership Opportunities
- 12.4 Building a Portfolio and Resume
- 12.5 Job Fairs and Career Planning



Figure 3.1 Our devices can be helpful tools for managing time, but they can also lead to distraction.

Chapter Outline

- 3.1 The Benefits of Time Management
- 3.2 Time Management in College
- 3.3 Procrastination: The Enemy Within
- 3.4 How to Manage Time
- 3.5 Prioritization: Self-Management of What You Do and When You Do It
- 3.6 Goal Setting and Motivation
- 3.7 Enhanced Strategies for Time and Task Management



Introduction

How do you feel about your time management abilities? Take this quick survey to figure it out, ranking questions on a scale of 1–4, 1 meaning “least like me” and 4 meaning “most like me.” These questions will help you determine how the chapter concepts relate to you right now. As you are introduced to new concepts and practices, it can be informative to reflect on how your understanding changes over time. We’ll revisit these questions at the end of the chapter to see whether your feelings have changed.

1. I regularly procrastinate completing tasks that don't interest me or seem challenging.
2. I use specific time management strategies to complete tasks.
3. I find it difficult to prioritize tasks because I am not sure what is really important.
4. I am pleased with my ability to manage my time.

You can also take the [Chapter 1 survey \(https://openstax.org/l/howdoyoufeel\)](https://openstax.org/l/howdoyoufeel) anonymously online.

STUDENT PROFILE

Before I started college, I had heard that the amount of work would be overwhelming, and that it would be much harder than high school. That was true, but after being in college for a couple of weeks, I felt that people made it seem scarier than it actually was. I had some homework assignments here, some essays, some hard classes, but it wasn't that bad..until Midterms and Finals came knocking. I had so much to study and so little time. The pressure was unimaginable. And since there was so much material to learn, I kept procrastinating. The nights before the exams were a disaster.

After the semester, I realized that I needed to do something differently. Instead of crashing before midterms and finals, I would study throughout the semester. I would review notes after class, do a few practice problems in the book even if homework wasn't assigned, and try to ask professors questions during their office hours if I was confused. This continual effort helped me do better on exams because I built up my understanding and was able to get a good night's sleep before the big test. I still studied hard, but the material was in reach and understanding it became a reasonable goal, not an impossibility. I also felt more confident going into the exams, because I knew that I had a deeper knowledge — I could recall things more easily. Most importantly, I now had peace of mind throughout the day and during the tests themselves, since I knew that I was better prepared.

-Nachum Sash, Actuarial Science Major, City University of New York

About This Chapter

In this chapter you will learn about two of the most valuable tools used for academic success: prioritizing and time management. By the time you complete this chapter, you should be able to do the following:

- Articulate the ways in which time management differs from high school to college.
- Outline reasons and effects of procrastination, and provide strategies to overcome it.
- Describe ways to evaluate your own time management skills.
- Discuss the importance and the process of prioritization.
- Articulate the importance of goal setting and motivation.
- Detail strategies and specific tactics for managing your time.

3.1 The Benefits of Time Management

Estimated completion time: 9 minutes.

“Poor time management can set into motion a series of events that can seriously jeopardize a student’s success.”

A very unfortunate but all-too-common situation in higher education is the danger students face from poor time management. Many college administrators that work directly with students are aware that a single

mishap or a case of poor time management can set into motion a series of events that can seriously jeopardize a student's success. In some of the more extreme instances, the student may even fail to graduate because of it.

To better understand how one instance of poor time management can trigger a cascading situation with disastrous results, imagine that a student has an assignment due in a business class. She knows that she should be working on it, but she isn't quite in the mood. Instead she convinces herself that she should think a little more about what she needs to complete the assignment and decides to do so while looking at social media or maybe playing a couple more rounds of a game on her phone. In a little while, she suddenly realizes that she has become distracted and the evening has slipped away. She has little time left to work on her assignment. She stays up later than usual trying to complete the assignment but cannot finish it. Exhausted, she decides that she will work on it in the morning during the hour she had planned to study for her math quiz. She knows there will not be enough time in the morning to do a good job on the assignment, so she decides that she will put together what she has and hope she will at least receive a passing grade.

At this point in our story, an evening of procrastination has not only resulted in a poorly done business class assignment, but now she is going to take a math quiz that she has not studied for. She will take the quiz tired from staying up too late the night before. Her lack of time management has now raised potential issues in two courses. Imagine that each of these issues also causes additional problems, such as earning low scores on *both* the assignment and the quiz. She will now have to work harder in both courses to bring her grades up. Any other problems she has with future assignments in either course could cause a domino effect of circumstances that begins to overwhelm her.

In our imagined situation, you can see how events set into motion by a little procrastination can quickly spiral out of control. You can probably think of similar experiences in your own life, when one small bit of poor time management set off a chain of events that threatened to cause big problems.

The High Cost of Poor Time Management

It's not just your academic performance that can be affected by cascading events that have a domino effect on your college path. And dropping out of school is not your only danger. There are other consequences that affect the financial cost to you as a student if your lack of time management skills causes you to delay when you finish college.

Based on independent research, a *Washington Post* article details the financial impact delaying graduation by two semesters can have on a student.^[1] (Spending a Few Extra Years in College May Cost You More Than You Think, Danielle Douglas-Gabriel, June 21, 2016)

According to the article, there is a significant cost associated with delaying graduation from college by only one year (by dropping and retaking courses, taking less than a full credit load, etc.). Not only will you pay for additional tuition, textbooks, and other fees associated with going to school, but if you are using student loans, you will also accumulate interest on those loans. On average this would come to an extra \$12,557 in actual costs and \$6,040 in interest at a public university, or \$18,992 in tuition and fees and \$7,823 in interest (over 10 years) at a private school. That's a lot of extra cost to you!

"In the long run, just two extra semesters of college can cost you almost \$150,000."

While a loss of \$26,815 may seem like a lot of money, it pales in comparison to the other financial areas

1 https://www.washingtonpost.com/news/grade-point/wp/2016/06/21/spending-a-few-extra-years-in-college-may-cost-you-more-than-you-think/?noredirect=on&utm_term=.f06be365e5d6

Near Final Proof

impacted by a single extra year in school. The *Washington Post* article estimates that one year's delay of graduation would cost you an additional \$46,355 based on average lost earnings. To make matters worse, like the story of the student that procrastinates finishing her business assignment, there is a spiraling effect that takes place with loss of income when it comes to retirement investments. The figure cited by the *Washington Post* as lost retirement earnings for taking five years instead of four years to graduate is \$82,074. That brings the average total cost for only two extra semesters to over \$150,000. Measured by the financial cost to you, even a slight delay of graduation can have a serious impact.

Average Cost of an Additional Year of College	
Tuition, textbooks, and fees	\$15,774
Interest on student loans	\$6,932
Lost wages	\$46,335
Lost retirement earnings	\$82,074
Average total loss:	\$151,115

Table 3.1 Credit: *Washington Post*. Note the numbers in the table above have been averaged between the two scenarios described.

It is worth noting that any situation that brings about a delay in graduation has the potential to increase the cost of college. This also includes attending school on a part-time basis. While in some instances responsibilities may make it impossible to go to school full-time, from a financial perspective you should do all you can to graduate as soon as you can.

While it may not be possible to prevent life challenges while you are in college, you can do a great deal to prevent the chaos and the chain reaction of unfortunate events that they can cause. This can be accomplished through thoughtful prioritization and time management efforts.

What follows in the rest of this chapter is a close look at the nature of time management and prioritization in ways that can help keep you on track to graduate college on time.

ANALYSIS QUESTION

Can you identify any areas in your life that might be a potential problem if there were a temporary setback (e.g., temporary loss of transportation, temporary loss of housing, an illness that lasted more than a week, etc.)? What could you do for a backup plan if something did happen?

3.2 Time Management in College

Estimated completion time: 11 minutes.

Near Final Proof

Questions to consider:

- Is time management different in college from what I am used to?
- How different is college schoolwork from high school work?

You may find that time management in college is very different from anything you have experienced previously. For the last 12 years, almost all your school time was managed by educators and your parents. What you did and when you did it was controlled by others. In many cases, even after-school time was set by scheduled activities (such as athletics) and by nightly homework that was due the next day.

In the workplace, the situation is not very different, with activities and time on task being monitored by the company and its management. This is so much a part of the working environment that many companies research how much time each task should take, and they hold employees accountable for the time spent on these job functions. In fact, having these skills will help you stand out on the job and in job interviews.

K-12	College
Many class activities are planned.	Class time is given to receiving information.
Homework is often similar for each student.	You may have freedom in homework choices.
Time is managed by others more often.	Time is managed by the student.

In college, there is a significant difference because a great deal of time management is left up to you. While it is true that there are assignment due dates and organized classroom activities, learning at the college level requires more than just the simple completion of work. It involves decision-making and the ability to evaluate information. This is best accomplished when you are an active partner in your own learning activities.



Figure 3.2 Students may set aside specific times and specific places to study.

As an example of how this works, think about a college assignment that involves giving a classroom presentation. To complete the assignment, you are given time to research and reflect on the information found. As a part of the assignment, you must reach your own conclusions and determine which information that you have found is best suited for the presentation. While the date of the actual presentation and how long it will last are usually determined by the instructor, how much time you spend gathering information, the

sources you use, and how you use them are left to you.

WHAT STUDENTS SAY



1. How difficult is it for you to keep track of multiple tasks over the course of a term?
 - a. Extremely easy
 - b. Somewhat easy
 - c. Somewhat difficult
 - d. Extremely difficult
2. Do you use a particular app to help you manage your time?
 - a. I use Google calendar
 - b. I use the calendar on my phone
 - c. I use a paper/notebook planner
 - d. I use the calendar on my learning management system
 - e. I use another app or system
 - f. I don't use any type of planner or app
3. Rank the following in terms of what you would most like to improve regarding your time management skills.
 - a. My ability to predict how much time my tasks will take.
 - b. My ability to balance various obligations.
 - c. My ability to avoid procrastination.
 - d. My ability to limit distractions.

You can also take the anonymous [What Students Say \(https://openstax.org/l/collegesurvey\)](https://openstax.org/l/collegesurvey) surveys to add your voice to this textbook. Your responses will be included in updates.

Students offered their views on these questions, and the results are displayed in the graphs below.

How difficult is it for you to keep track of multiple tasks over the course of a term?

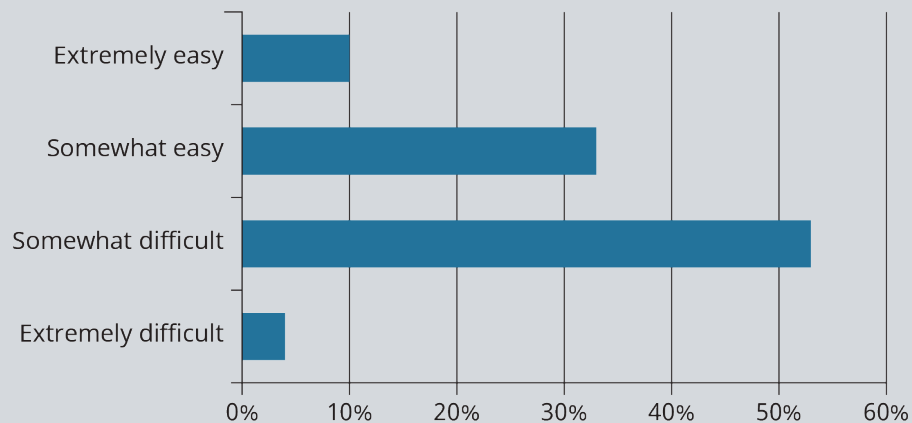


Figure 3.3

Do you use a particular app to help you manage your time?

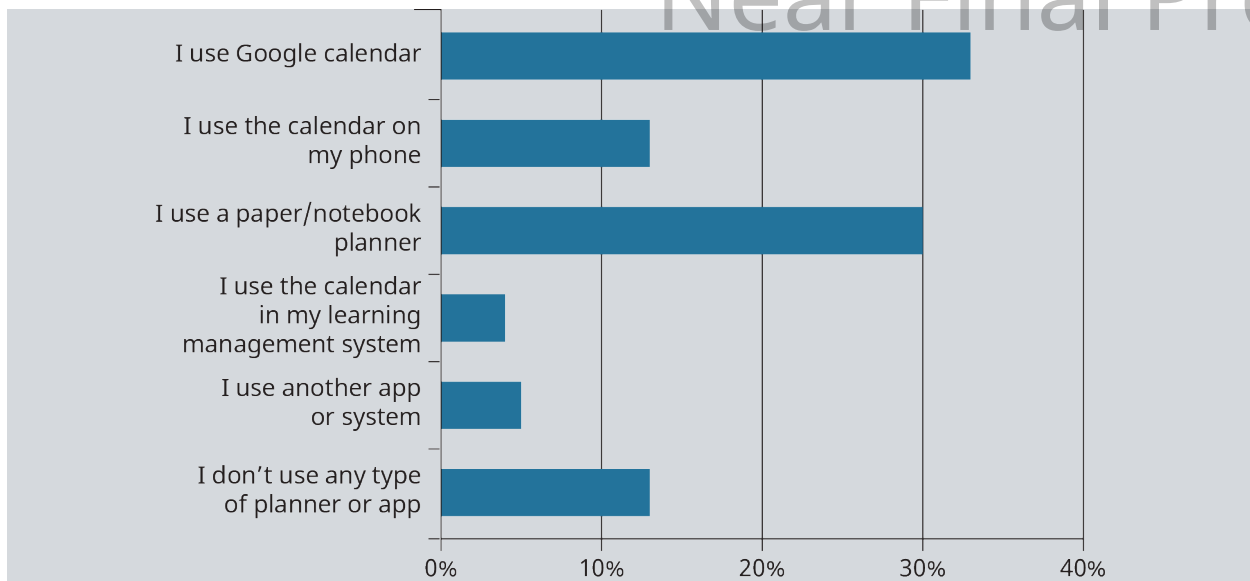


Figure 3.4

Rank the following in terms of what you would most like to improve regarding your time management skills.

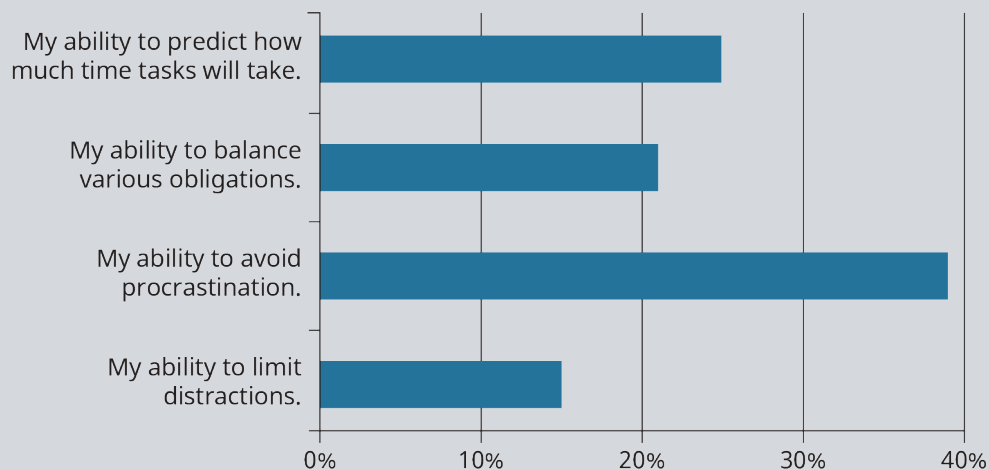


Figure 3.5

You Have Lots of Time to Manage

For college-level learning, this approach is important enough that you can expect to spend much more time on learning activities outside the classroom than you will in the classroom. In fact, the estimated time you should spend will be at least two hours of outside learning for every one hour of lecture. Some weeks may be more intense, depending on the time of the semester and the courses you are taking. If those hours are multiplied over several courses in a given session, you can see how there is a significant amount of time to manage. Unfortunately, many students do not always take this into consideration, and they spend far less time than is needed to be successful. The results of poor time management are often a shock to them.

“In college, as an active participant in your own education, what you do and when you do it is

largely determined by you.”

The Nature of What You Have to Do Has Changed

Returning to our example of the classroom-presentation assignment, you can see that the types of learning activities in college can be very different from what you have experienced previously. While there may have been similar assignments in high school, such as presentations or written papers, the level of expectation with length and depth is significantly different in college. This point is made very clear when comparing facts about the requirements of high school work to the type of work students produce in college. One very strong statistic that underscores this comes from a study conducted by the Pew Research Center. They found that 82 percent of teens report that their typical high school writing assignments were only a single paragraph to one page in length.^[2] (Writing Technology and Teens, 2004, Pew Research Center) This is in stark contrast to a number of sources that say that writing assignments in lower-level college courses are usually 5–7 pages in length, while writing assignments in upper-level courses increase to 15–20 pages.

It is also interesting to note that the amount of writing done by a college student can differ depending on their program of study. The table below indicates the estimated average amount of writing assigned in several disciplines. To estimate the number of pages of assigned writing, the average number of writing assignments of a given page length was multiplied by an approximate number of pages for the assignment type (see **Estimating Number of Pages Written** for calculation details).

Writing Assignments Vary in Length	
Discipline	Number of Pages Assigned in Introductory Course
Arts & Humanities	49
Biological Sciences, Agriculture, & Natural Resources	47
Physical Sciences, Mathematics, & Computer Science	44
Social Sciences	52
Business	48
Communications, Media, & Public Relations	50
Education	46
Engineering	46
Health Professions	43
Social Service Professions	47

Table 3.2 Credit: Updated NSSE (Since 2013)^[3]

High school homework often consists of worksheets or tasks based on reading or classroom activities. In other

2 <http://www.pewinternet.org/2008/04/24/writing-technology-and-teens/>

3 http://nsse.indiana.edu/html/sample_analyses/amount_of_writing.cfm

words, all the students are doing the same tasks, at relatively the same time, with little autonomy over their own education.

Using the earlier example of the presentation assignment, not only will what you do be larger in scale, but the depth of understanding and knowledge you will put into it will be significantly more than you may have encountered in previous assignments. This is because there are greater expectations required of college graduates in the workplace. Nearly any profession that requires a college degree has with it a level of responsibility that demands higher-level thinking and therefore higher learning. An often-cited example of this is the healthcare professional. The learning requirements for that profession are strict because we depend on those graduates for our health and, in some cases, our lives. While not every profession may require the same level of study needed for healthcare, most do require that colleges maintain a certain level of academic rigor to produce graduates who are competent in their fields.

3.3 Procrastination: The Enemy Within

Estimated completion time: 13 minutes.

Questions to consider:

- Why do we procrastinate?
- What are the effects of procrastination?
- How can we avoid procrastination?



Figure 3.6 We can think of many creative ways to procrastinate, but the outcome is often detrimental. (Credit: University of the Fraser Valley / Flickr / Attribution 2.0 Generic (CC BY 2.0))

Simply put, procrastination is the act of delaying some task that needs to be completed. It is something we all do to greater and lesser degrees. For most people, a little minor procrastination is not a cause for great concern. But there are situations where procrastination can become a serious problem with a lot of risk. These include: when it becomes a chronic habit, when there are a number of tasks to complete and little time, or when the task being avoided is very important.

Because we all procrastinate from time to time, we usually do not give it much thought, let alone think about its causes or effects. Ironically, many of the psychological reasons for why we avoid a given task also keep us from using critical thinking to understand why procrastination can be extremely detrimental, and in some

Near Final Proof

cases difficult to overcome.

To succeed at time management, you must understand some of the hurdles that may stand in your way. Procrastination is often one of the biggest. What follows is an overview of procrastination with a few suggestions on how to avoid it.

The Reasons behind Procrastination

There are several reasons we procrastinate, and a few of them may be surprising. On the surface we often tell ourselves it is because the task is something we do not want to do, or we make excuses that there are other things more important to do first. In some cases this may be true, but there can be other contributors to procrastination that have their roots in our physical well-being or our own psychological motivations.

Lack of Energy

Sometimes we just do not feel up to a certain task. It might be due to discomfort, an illness, or just a lack of energy. If this is the case, it is important to identify the cause and remedy the situation. It could be something as simple as a lack of sleep or improper diet. Regardless, if a lack of energy is continually causing you to procrastinate to the point where you are beginning to feel stress over not getting things done, you should definitely assess the situation and address it.

Lack of Focus

Much like having low physical energy, a lack of mental focus can be a cause of procrastination. This can be due to mental fatigue, being disorganized, or allowing yourself to be distracted by other things. Again, like low physical energy, this is something that may have farther-reaching effects in your life that go beyond the act of simply avoiding a task. If it is something that is recurring, you should properly assess the situation.

Fear of Failure

This cause of procrastination is not one that many people are aware of, especially if they are the person avoiding tasks because of it. To put it in simple words, it is a bit of trickery we play on ourselves by avoiding a situation that makes us psychologically uncomfortable. Even though they may not be consciously aware of it, the person facing the task is afraid that they cannot do it or will not be able to do it well. If they fail at the task, it will make them appear incompetent to others or even to themselves. Where the self-trickery comes in is by avoiding the task. In the person's mind, they can rationalize that the reason they failed at the task was because they ran out of time to complete it, not that they were incapable of doing it in the first place.

It is important to note that a fear of failure may not have anything to do with the actual ability of the person suffering from it. They could be quite capable of doing the task and performing well, but it is the fear that holds them back.

ANALYSIS QUESTION

Consider something right now that you may be procrastinating about. Are you able to identify the cause?

The Effects of Procrastination

In addition to the causes of procrastination, you must also consider what effects it can have. Again, many of these effects are obvious and commonly understood, but some may not be so obvious and may cause other issues.

Loss of Time

The loss of time as an effect of procrastination is the easiest to identify since the act of avoiding a task comes down to not using time wisely. Procrastination can be thought of as using the time you have to complete a task in ways that do not accomplish what needs to be done.

Loss of Goals

Another of the more obvious potentially adverse effects of procrastination is the loss of goals. Completing a task leads to achieving a goal. These can be large or small (e.g., from doing well on an assignment to being hired for a good job). Without goals you might do more than delay work on a task—you may not complete it at all. The risk for the loss of goals is something that is very impactful.

Loss of Self-Esteem

Often, when we procrastinate we become frustrated and disappointed in ourselves for not getting important tasks completed. If this continues to happen, we can begin to develop a low opinion of ourselves and our own abilities. We begin to suffer from low self-esteem and might even begin to feel like there is something wrong with us. This can lead to other increasingly negative mental factors such as anger and depression. As you can see, it is important for our own well-being to avoid this kind of procrastination effect.

Stress

Procrastination causes stress and anxiety, which may seem odd since the act of procrastination is often about avoiding a task we think will be stressful in itself! Anyone who has noticed that nagging feeling when they know there is something else they should be doing is familiar with this.

On the other hand, some students see that kind of stress as a boost of mental urgency. They put off a task until they feel that surge of motivation. While this may have worked in the past, they quickly learn that procrastinating when it comes to college work almost always includes an underestimation of the tasks to be completed— sometimes with disastrous results.

Strategies for Psyching Ourselves Out and Managing Procrastination

Now that you understand a few of the major problems procrastination can produce, let's look at methods to manage procrastination and get you on to completing the tasks, no matter how unpleasant you think they might be.

Get Organized

Much of this chapter is dedicated to defining and explaining the nature of time management. The most effective way to combat procrastination is to use time and project management strategies such as schedules, goal setting, and other techniques to get tasks accomplished in a timely manner.

Near Final Proof

Put Aside Distractions

Several of the methods discussed in this chapter deal specifically with distractions. Distractions are time-killers and are the primary way people procrastinate. It is too easy to just play a video game a little while longer, check out social media, or finish watching a movie when we are avoiding a task. Putting aside distractions is one of the primary functions of setting priorities.

Reward Yourself

Rewarding yourself for the completion of tasks or meeting goals is a good way to avoid procrastination. An example of this would be rewarding yourself with the time to watch a movie you would enjoy *after* you have finished the things you need to do, rather than using the movie to keep yourself from getting things done.

Be Accountable—Tell Someone Else

A strong motivational tool is to hold ourselves accountable by telling someone else we are going to do something and when we are going to do it. This may not seem like it would be very effective, but on a psychological level we feel more compelled to do something if we tell someone else. It may be related to our need for approval from others, or it might just serve to set a level of commitment. Either way, it can help us stay on task and avoid procrastination—especially if we take our accountability to another person seriously enough to warrant contacting that person and apologizing for not doing what we said we were going to do.

3.4 How to Manage Time

Estimated completion time: 25 minutes.

Questions to consider...

- How can I use time-on-task estimates to improve time management?
- What behaviors can help or hinder when it comes to managing time?

In this next section you will learn about managing time and prioritizing tasks. This is not only a valuable skill for pursuing an education, but it can become an ability that follows you through the rest of your life, especially if your career takes you into a leadership role.



Figure 3.7 An online calendar is a very useful tool for keeping track of classes, meetings, and other events. Most learning management systems contain these features, or you can use a calendar application.

ANALYSIS QUESTION

Read each statement in the brief self-evaluation tool below, and check the answer that best applies to you. There are no right or wrong answers.

	Always	Usually	Sometimes	Rarely	Never
I like to be given strict deadlines for each task. It helps me stay organized and on track.					
I would rather be 15 minutes early than 1 minute late.					
I like to improvise instead of planning everything out ahead of time.					
I prefer to be able to manage when and how I do each task.					
I have a difficult time estimating how long a task will take.					
I have more motivation when there is an upcoming deadline. It helps me focus.					
I have difficulty keeping priorities in the most beneficial order.					

Table 3.3

This exercise is intended to help you recognize some things about your own time management style. The important part is for you to identify any areas where you might be able to improve and to find solutions for them. This chapter will provide some solutions, but there are many others that can be found by researching time management strategies.

After you have decided your best response to each statement, think about what they may mean in regard to potential strengths and/or challenges for you when it comes to time management in college. If you are a person that likes strict deadlines, what would you do if you took a course that only had one large paper due at the end? Would you set yourself a series of mini deadlines that made you more comfortable and that kept things moving along for you? Or, if you have difficulty prioritizing tasks, would it help you to make a list of the tasks to do and order them, so you know which ones must be finished first?

How to Manage Time

The simplest way to manage your time is to accurately plan for how much time it will take to do each task, and then set aside that amount of time. How you divide the time is up to you. If it is going to take you five hours to

study for a final exam, you can plan to spread it over five days, with an hour each night, or you can plan on two hours one night and three hours the next. What you would not want to do is plan on studying only a few hours the night before the exam and find that you fell very short on the time you estimated you would need. If that were to happen, you would have run out of time before finishing, with no way to go back and change your decision. In this kind of situation, you might even be tempted to “pull an all-nighter,” which is a phrase that has been used among college students for decades. In essence it means going without sleep for the entire night and using that time to finish an assignment. While this method of trying to make up for poor planning is common enough to have a name, rarely does it produce the best work.

ACTIVITY



Many people are not truly aware of how they actually spend their time. They make assumptions about how much time it takes to do certain things, but they never really take an accurate account.

In this activity, write down all the things you think you will do tomorrow, and estimate the time you will spend doing each. Then track each thing you have written down to see how accurate your estimates were.

Obviously, you will not want to get caught up in too much tedious detail, but you will want to cover the main activities of your day—for example, working, eating, driving, shopping, gaming, being engaged in entertainment, etc.

After you have completed this activity for a single day, you may consider doing it for an entire week so that you are certain to include all of your activities.

Many people that take this sort of personal assessment of their time are often surprised by the results. Some even make lifestyle changes based on it.

Activity	Estimated Time	Actual Time
Practice Quiz	5 minutes	15 minutes
Lab Conclusions	20 minutes	35 minutes
Food shopping	45 minutes	30 minutes
Drive to work	20 minutes	20 minutes
Physical Therapy	1 hour	50 minutes

Table 3.4 Sample Time Estimate Table

Of all the parts of time management, accurately predicting how long a task will take is usually the most difficult—and the most elusive. Part of the problem comes from the fact that most of us are not very accurate timekeepers, especially when we are busy applying ourselves to a task. The other issue that makes it so difficult to accurately estimate time on task is that our estimations must also account for things like interruptions or unforeseen problems that cause delays.?

When it comes to academic activities, many tasks can be dependent upon the completion of other things first, or the time a task takes can vary from one instance to another, both of which add to the complexity and difficulty of estimating how much time and effort are required.

For example, if an instructor assigned three chapters of reading, you would not really have any idea how long each chapter might take to read until you looked at them. The first chapter might be 30 pages long while the second is 45. The third chapter could be only 20 pages but made up mostly of charts and graphs for you to compare. By page count, it might seem that the third chapter would take the least amount of time, but actually studying charts and graphs to gather information can take longer than regular reading.?

To make matters even more difficult, when it comes to estimating time on task for something as common as reading, not all reading takes the same amount of time. Fiction, for example, is usually a faster read than a technical manual. But something like the novel *Finnegan's Wake* by James Joyce is considered so difficult that most readers never finish it.

ACTIVITY



To better understand how much time different kinds of material can take to read, try this experiment. You will use two examples of famous texts that are very close to being the same number of words: *The Gettysburg Address* and the opening paragraphs from *A Christmas Carol*. Before you begin, estimate how long it will take you to read each, and predict which you think will take longer. When you do the reading, use a stopwatch function on a device such as a phone or some other timer to see how long it actually takes.

Make certain that you are reading for understanding, not just skimming over words. If you must reread a section to better comprehend what is being said, that is appropriate. The goal here is to compare reading of different texts, not to see how fast you can sight-read the words on a page.

After you have finished *The Gettysburg Address*, read and time *A Christmas Carol* and compare both of your times.

The Gettysburg Address

Abraham Lincoln

Gettysburg, Pennsylvania November 19, 1863

Word count: 278

Four score and seven years ago our fathers brought forth on this continent, a new nation, conceived in Liberty, and dedicated to the proposition that all men are created equal.

Now we are engaged in a great civil war, testing whether that nation, or any nation so conceived and so dedicated, can long endure. We are met on a great battle-field of that war. We have come to dedicate a portion of that field, as a final resting place for those who here gave their lives that that nation might live. It is altogether fitting and proper that we should do this.

But, in a larger sense, we can not dedicate -- we can not consecrate -- we can not hallow -- this ground. The brave men, living and dead, who struggled here, have consecrated it, far above our poor power to add or detract. The world will little note, nor long remember what we say here, but it can never forget what they did here. It is for us the living, rather, to be dedicated here to the unfinished work which they

who fought here have thus far so nobly advanced. It is rather for us to be here dedicated to the great task remaining before us -- that from these honored dead we take increased devotion to that cause for which they gave the last full measure of devotion -- that we here highly resolve that these dead shall not have died in vain -- that this nation, under God, shall have a new birth of freedom -- and that government of the people, by the people, for the people, shall not perish from the earth.

A Christmas Carol

Charles Dickens

Chapman & Hall, 1843

Word count: 260

Marley was dead: to begin with. There is no doubt whatever about that. The register of his burial was signed by the clergyman, the clerk, the undertaker, and the chief mourner. Scrooge signed it: and Scrooge's name was good upon 'Change, for anything he chose to put his hand to. Old Marley was as dead as a door-nail.

Mind! I don't mean to say that I know, of my own knowledge, what there is particularly dead about a door-nail. I might have been inclined, myself, to regard a coffin-nail as the deadest piece of ironmongery in the trade. But the wisdom of our ancestors is in the simile; and my unhallowed hands shall not disturb it, or the Country's done for. You will therefore permit me to repeat, emphatically, that Marley was as dead as a door-nail.

Scrooge knew he was dead? Of course he did. How could it be otherwise? Scrooge and he were partners for I don't know how many years. Scrooge was his sole executor, his sole administrator, his sole assign, his sole residuary legatee, his sole friend, and sole mourner. And even Scrooge was not so dreadfully cut up by the sad event, but that he was an excellent man of business on the very day of the funeral, and solemnised it with an undoubted bargain.

The mention of Marley's funeral brings me back to the point I started from. There is no doubt that Marley was dead. This must be distinctly understood, or nothing wonderful can come of the story I am going to relate.

In comparing the two, was one or the other easier to understand or faster to read? Was it the piece you predicted you would read faster?

It is important to note that in this case both readings were only three paragraphs long. While there may have only been half a minute or so between the reading of each, that amount of time would multiply greatly over an entire chapter.

Knowing Yourself

While you can find all sorts of estimates online as to how long a certain task may take, it is important to know these are only averages. People read at different speeds, people write at different speeds, and those numbers even change for each individual depending on the environment.

If you are trying to read in surroundings that have distractions (e.g., conversations, phone calls, etc.), reading 10 pages can take you a lot longer than if you are reading in a quiet area. By the same token, you may be reading in a quiet environment (e.g., in bed after everyone in the house has gone to sleep), but if you are tired, your attention and retention may not be what it would be if you were refreshed.

In essence, the only way you are going to be able to manage your time accurately is to know yourself and to know how long it takes you to do each task. But where to begin?

Below, you will find a table of common college academic activities. This list has been compiled from a large number of different sources, including colleges, publishers, and professional educators, to help students estimate their own time on tasks. The purpose of this table is to both give you a place to begin in your estimates and to illustrate how different factors can impact the actual time spent.

You will notice that beside each task there is a column for the *unit*, followed by the average *time on task*, and a column for notes. The *unit* is whatever is being measured (e.g., pages read, pages written, etc.), and the *time on task* is an average time it takes students to do these tasks. It is important to pay attention to the notes column, because there you will find factors that influence the time on task. These factors can dramatically change the amount of time the activity takes.

Time on Task			
Activity	Unit	Time on task	Notes
General academic reading (textbook, professional journals)	1 page	5–7 minutes	Be aware that your personal reading speed may differ and may change over time.
Technical reading (math, charts and data)	1 page	10–15 minutes	Be aware that your personal reading speed may differ and may change over time.
Simple Quiz or homework question: short answer—oriented toward recall or identification type answers	Per question	1–2 minutes	Complexity of question will greatly influence the time required.
Complex Quiz or homework question: short answer—oriented toward application, evaluation, or synthesis of knowledge	Per question	2–3 minutes	Complexity of question will greatly influence the time required.
Math problem sets, complex	Per question	15 minutes	For example, algebra, complex equations, financial calculations
Writing: short, no research	Per page	60 minutes	Short essays, single-topic writing assignments, summaries, freewriting assignments, journaling—includes drafting, writing, proofing, and finalizing
Writing: research paper	Per page	105 minutes	Includes research time, drafting, editing, proofing, and finalizing (built into per-page calculation)

Table 3.5 Time on task for common college activities.

Time on Task			
Activity	Unit	Time on task	Notes
Study for quiz	Per chapter	60 minutes	45–90 minutes per chapter, depending upon complexity of material
Study for exam	Per exam	90 minutes	1–2 hours, depending upon complexity of material

Table 3.5 Time on task for common college activities.

Again, these are averages, and it does not mean anything if your times are a little slower or a little faster. There is no “right amount of time,” only the time that it takes you to do something so you can accurately plan and manage your time.

There is also another element to look for in the table. These are differentiations in the similar activities that will also affect the time you spend. A good example of this can be found in the first four rows. Each of these activities involves reading, but you can see that depending on the material being read and its complexity, the time spent can vary greatly. Not only do these differences in time account for the different types of materials you might read (as you found in the comparative reading exercise earlier in this chapter), but also they also take into consideration the time needed to think about what you are reading to truly understand and comprehend what it is saying.

GET CONNECTED



Which apps help you best prepare for success when managing your time?

Do you have trouble keeping track of multiple tasks over the course of a term?

[Trello \(http://www.trello.com\)](http://www.trello.com) lets you organize all your obligations in helpful boards. You can share them with others (project collaborators), set alerts as reminders, and mark tasks off as you complete them.

Do you use a particular app to help you manage your time?

Sticky note apps are available for PC, Mac, and mobile devices. They let you post quick reminders, reorganize them as needed, and view them separately or as a full to-do list.

What do you wish you could improve about your time management skills?

[Toggl \(https://toggl.com\)](https://toggl.com) helps you keep track of how and where you are spending your time so you can budget better and make time management changes that free you up for the really important stuff.

3.5

Prioritization: Self-Management of What You Do and When You Do It

Estimated completion time: 21 minutes.

1. Email Professor Raymond
2. Post in poly sci discussion forum
3. Psych project
4. Kyleigh's bday!!!

Stop at financial aid - fseog

Figure 3.8 Numbered lists are useful and easy tools to create.

Questions to consider:

- Why is prioritization important?
- What are the steps involved in prioritization?
- How do I deal with situation where others' priorities are not the same as my own?
- What do I do when priorities conflict?
- What are the best ways to make sure I complete tasks?

Prioritization: Self-Management of What You Do and When You Do It

Another key component in time management is that of prioritization. Prioritization can be thought of as ordering tasks and allotting time for them based on their identified needs or value.

This next section provides some insight into not only helping prioritize tasks and actions based on need and value, but also how to better understand the factors that contribute to prioritization.

How to Prioritize

The enemy of good prioritization is panic, or at least making decisions based on strictly emotional reactions. It can be all too easy to immediately respond to a problem as soon as it pops up without thinking of the consequences of your reaction and how it might impact other priorities. It is very natural for us to want to remove a stressful situation as soon as we can. We want the adverse emotions out of the way as quickly as possible. But when it comes to juggling multiple problems or tasks to complete, prioritizing them first may mean the difference between completing everything satisfactorily and completing nothing at all.

Make Certain You Understand the Requirements of Each Task

One of the best ways to make good decisions about the prioritization of tasks is to understand the requirements of each. If you have multiple assignments to complete and you assume one of those assignments will only take an hour, you may decide to put it off until the others are finished. Your assumption could be disastrous if you find, once you begin the assignment, that there are several extra components that

Near Final Proof

you did not account for and the time to complete will be four times as long as you estimated. Or, one of the assignments may be dependent on the results of another—like participating in a study and then writing a report on the results. If you are not aware that one assignment depends upon the completion of the other before you begin, you could inadvertently do the assignments out of order and have to start over. Because of situations like this, it is critically important to understand exactly what needs to be done to complete a task before you determine its priority.

Make Decisions on Importance, Impact on Other Priorities, and Urgency

After you are aware of the requirements for each task, you can then decide your priorities based on the importance of the task and what things need to be finished in which order.

To summarize: *the key components to prioritization are making certain you understand each task and making decisions based on importance, impact, and urgency.*

ACTIVITY



To better see how things may need to be prioritized, some people make a list of the tasks they need to complete and then arrange them in a quadrant map based on importance and urgency. Traditionally this is called the Eisenhower Decision Matrix. Before becoming the 34th president of the United States, Dwight Eisenhower served as the Allied forces supreme commander during World War II and said he used this technique to better prioritize the things he needed to get done.

In this activity you will begin by making a list of things you need or want to do today and then draw your own version of the grid below. Write each item in one of the four squares; choose the square that best describes it based on its urgency and its importance. When you have completed writing each the tasks in its appropriate square, you will see a prioritization order of your tasks. Obviously, those listed in the Important and Urgent square will be the things you need to finish first. After that will come things that are “important but not urgent,” followed by “not important, but urgent,” and finally “not urgent and not important.”



Who Is Driving Your Tasks?

Another thing to keep in mind when approaching time management is that while you may have greater autonomy in managing your own time, many of your tasks are being driven by a number of different individuals. These individuals are not only unaware of the other things you need to do, but they often have goals that are in conflict with your other tasks. This means that different instructors, your manager at work, or even your friends may be trying to assert their needs into your priorities. An example of this might be a boss that would like for you to work a few hours of overtime, but you were planning on using that time to do research for a paper.

Just like assessing the requirements and needs for each priority, doing the same with how others may be influencing your available time can be an important part of time management. In some cases, keeping others informed about your priorities may help avert possible conflicts (e.g., letting your boss know you will need time on a certain evening to study, letting your friends know you plan to do a journal project on Saturday but can do something on Sunday, etc.).

It will be important to be aware of how others can drive your priorities and for you to listen to your own good judgment. In essence, time management in college is as much about managing all the elements of your life as it is about managing time for class and to complete assignments.

Making the Tough Decision When It Is Needed

Occasionally, regardless of how much you have planned or how well you have managed your time, events arise where it becomes almost impossible to accomplish everything you need to by the time required. While this is very unfortunate, it simply cannot be helped. As the saying goes, “things happen.”

Finding yourself in this kind of situation is when prioritization becomes most important. You may find yourself in the uncomfortable position of only being able to complete one task or another in the time given. When this occurs with college assignments, the dilemma can be extremely stressful, but it is important to not feel overwhelmed by the anxiety of the situation so that you can make a carefully calculated decision based on the

Near Final Proof

value and impact of your choice.

“What do you do when faced with priority conflicts?”

As an illustration, imagine a situation where you think you can only complete one of two assignments that are both important and urgent, and you must make a choice of which one you will finish and which one you will not. This is when it becomes critical to understand all the factors involved. While it may seem that whichever assignment is worth the most points to your grade is how you make the choice, there are actually a number of other attributes that can influence your decision in order to make the most of a bad situation. For example, one of the assignments may only be worth a minimal number of points toward your total grade, but it may be foundational to the rest of the course. Not finishing it, or finishing it late, may put other future assignments in jeopardy as well. Or the instructor for one of the courses might have a “late assignment” policy that is more forgiving—something that would allow you to turn in the work a little late without too much of a penalty.

If you find yourself in a similar predicament, the first step is to try to find a way to get everything finished, regardless of the challenges. If that simply cannot happen, the next immediate step would be to communicate with your instructors to let them know about the situation. They may be able to help you decide on a course of action, or they may have options you had not thought of. Only then can you make the choices about prioritizing in a tough situation.

The key here is to make certain you are aware of and understand all the ramifications to help make the best decision when the situation dictates you make a hard choice among priorities.

Completing the Tasks

Another important part of time management is to develop approaches that will help you complete tasks in a manner that is efficient and works for you. Most of this comes down to a little planning and being as informed about the specifics of each task as you can be.

Knowing What You Need to Do

As discussed in previous parts of this chapter, many learning activities have multiple components, and sometimes they must occur in a specific order. Additionally, some elements may not only be dependent on the order they are completed, but can also be dependent on how they are completed. To illustrate this we will analyze a task that is usually considered to be a simple one: *attending a class session*. In this analysis we will look at not only what must be accomplished to get the most out of the experience, but also at how each element is dependent upon others and must be done in a specific order. The graphic below shows the interrelationship between the different activities, many of which might not initially seem significant enough to warrant mention, but it becomes obvious that other elements depend upon them when they are listed out this way.

Element or Task Needed for Success	Task it Depends on
Pre-class Prep	
<ul style="list-style-type: none"> • Completing previous homework • Reading appropriate material for lecture • Taking notes on areas that need clarification 	<ul style="list-style-type: none"> • Understanding homework assigned from previous class • Making certain appropriate reading material is identified • Reading appropriate material for lecture
↓	
During Class	
<ul style="list-style-type: none"> • Understanding lecture • Taking notes on lecture • Asking questions for clarification • Taking part in class discussion • Receive assignments for next class 	<ul style="list-style-type: none"> • Reading appropriate material • Understanding lecture • Reading appropriate material, Understanding lecture • Reading appropriate material, Understanding lecture
↓	
Post-Class	
<ul style="list-style-type: none"> • Understanding homework assigned • Making certain appropriate reading material is identified • Ask questions for clarification • Reviewing and rewriting notes 	<ul style="list-style-type: none"> • Receive assignments for next class • Receive assignments for next class • Receive assignments for next class

Figure 3.10 Many of your learning activities are dependent on others, and some are the gateways to other steps.

As you can see from the graphic above, even a task as simple as “going to class” can be broken down into a number of different elements that have a good deal of dependency on other tasks. One example of this is preparing for the class lecture by reading materials ahead of time in order to make the lecture and any complex concepts easier to follow. If you did it the other way around, you might miss opportunities to ask questions or receive clarification on the information presented during the lecture.

Understanding what you need to do and when you need to do it can be applied to any task, no matter how simple or how complex. Knowing what you need to do and planning for it can go a long way toward success and preventing unpleasant surprises.

Knowing How You Will Get It Done

After you have a clear understanding of what needs to be done to complete a task (or the component parts of

a task), the next step is to create a plan for completing everything.

This may not be as easy or as simple as declaring that you will finish part one, then move on to part two, and so on. Each component may need different resources or skills to complete, and it is in your best interest to identify those ahead of time and include them as part of your plan.

A good analogy for this sort of planning is to think about it in much the same way you would preparing for a lengthy trip. With a long journey you probably would not walk out the front door and then decide how you were going to get where you were going. There are too many other decisions to be made and tasks to be completed around each choice. If you decided you were going by plane, you would need to purchase tickets, and you would have to schedule your trip around flight times. If you decided to go by car, you would need gas money and possibly a map or GPS device. What about clothes? The clothes you will need are dependent on how long will you be gone and what the climate will be like. If it far enough away that you will need to speak another language, you may need to either acquire that skill or at least come with something or someone to help you translate.

What follows is a planning list that can help you think about and prepare for the tasks you are about to begin.

What Resources Will You Need?

The first part of this list may appear to be so obvious that it should go without mention, but it is by far one of the most critical and one of the most overlooked. Have you ever planned a trip but forgotten your most comfortable pair of shoes or neglected to book a hotel room? If a missing resource is important, the entire project can come to a complete halt. Even if the missing resource is a minor component, it may still dramatically alter the end result.

Learning activities are much the same in this way, and it is also important to keep in mind that resources may not be limited to physical objects such as paper or ink. Information can be a critical resource as well. In fact, one of the most often overlooked aspects in planning by new college students is just how much research, reading, and information they will need to complete assignments.




Figure 3.11 Allowing time to think is an important part of learning. Credit: Juhan Sonin / Flickr / Attribution 2.0 Generic (CC BY 2.0)

For example, if you had an assignment in which you were supposed to compare and contrast a novel with a

Near Final Proof

film adapted from that novel, it would be important to have access to both the movie and the book as resources. Your plans for completing the work could quickly fall apart if you learned that on the evening you planned to watch the film, it was no longer available.

What Skills Will You Need?

Poor planning or a bad assumption in this area can be disastrous, especially if some part of the task has a steep learning curve. No matter how well you planned the other parts of the project, if there is some skill needed that you do not have and you have no idea how long it will take to learn, it can be a bad situation.

Imagine a scenario where one of your class projects is to create a poster. It is your intent to use some kind of imaging software to produce professional-looking graphics and charts for the poster, but you have never used the software in that way before. It seems easy enough, but once you begin, you find the charts keep printing out in the wrong resolution. You search online for a solution, but the only thing you can find requires you to recreate them all over again in a different setting. Unfortunately, that part of the project will now take twice as long.

It can be extremely difficult to recover from a situation like that, and it could have been prevented by taking the time to learn how to do it correctly before you began or by at least including in your schedule some time to learn and practice.

Set Deadlines

Of course, the best way to approach time management is to set realistic deadlines that take into account which elements are dependent on which others and the order in which they should be completed. Giving yourself two days to write a 20- page work of fiction is not very realistic when even many professional authors average only 6 pages per day. Your intentions may be well founded, but your use of unrealistic deadlines will not be very successful.

Setting appropriate deadlines and sticking to them is very important—so much so that several sections in the rest of this chapter touch on effective deadline practices.

Be Flexible

It is ironic that the item on this list that comes just after a strong encouragement to make deadlines and stick to them is the suggestion to be flexible. The reason that *being flexible* has made this list is because even the best-laid plans and most accurate time management efforts can take an unexpected turn. The idea behind being flexible is to readjust your plans and deadlines when something does happen to throw things off. The worst thing you could do in such a situation is panic or just stop working because the next step in your careful planning has suddenly become a roadblock. The moment when you see that something in your plan may become an issue is when to begin readjusting your plan.

Adjusting a plan along the way is incredibly common. In fact, many professional project managers have learned that it seems something *always* happens or there is always some delay, and they have developed an approach to deal with the inevitable need for some flexibility. In essence, you could say that they are even planning for problems, mistakes, or delays from the very beginning, and they will often add a little extra time for each task to help ensure an issue does not derail the entire project or that the completion of the project does not miss the final due date.

“As you work through tasks, make certain you are always monitoring and adapting to ensure you complete them.”

STUDENT PROFILE

While in college, I recall an instance where I was awake for two nights in a row trying to cram for upcoming midterms. I quickly learned that trying to navigate through college while working full time posed a significant challenge. Because of inability to manage my responsibilities, my first year of college was quite miserable. I went through a lot of trial and error to find out that *time management* was the key. From my experiences, I have extrapolated three important components to this skill. First, knowing your *values* is imperative. Values will serve as a guide, which will help you to determine which actions bring you closer to your goals and those that don't. Second, know your *constraints*. Constraints (in form of time or other responsibilities) can help you set the parameter within which you can function efficiently. The last component is *action*. This component was the hardest for me to master, but it was the most fruitful. Because knowing values and limitations without engaging in appropriate actions does not serve any meaningful purpose. I strongly believe that learning time management can contribute greatly towards positive university experience.

-**Firdavs Khaydarov**, Psychology Major, Minnesota State University, Mankato

The Importance of Where You Do Your Work



Figure 3.12 Where you do work can be as important as when. (Credit: Mads Bodker / Flickr / Attribution 2.0 Generic (CC BY 2.0))

A large part of ensuring that you can complete tasks on time comes to setting up conditions that will allow you to do the work well. Much of this has to do with the environment where you will do your work. This not only

includes physical space such as a work area, but other conditions like being free from distractions and your physical well-being and mental attitude.

The Right Space

Simple things, like where you are set up to do your work, can not only aid in your efficiency but also affect how well you can work or even if you can get the work completed at all. One example of this might be typing on a laptop. While it might seem more comfortable to lie back on a couch and type a long paper, sitting up at a desk or table actually increases your typing speed and reduces the number of mistakes. Even the kind of mouse you use can impact how you work, and using one you are comfortable with can make a big difference.

There are a host of other factors that can come into play as well. Do you have enough space? Is the space cluttered, or do you have the room to keep reference materials and other things you might need within arm's reach? Are there other ways you could work that might be even more efficient? For example, buying an inexpensive second monitor—even secondhand—might be the key to decreasing the amount of time you spend when you can have more than one document displayed at a time.

The key is to find what works for you and to treat your work space as another important resource needed to get the task finished.

Distraction Free

Few things are more frustrating than trying to do work while distractions are going on around you. If other people are continually interrupting you or there are things that keep pulling your attention from the task at hand, everything takes longer and you are more prone to mistakes.^[4]

Many people say they work better with distractions—they prefer to leave the television or the radio on—but the truth is that an environment with too many interruptions is rarely helpful when focus is required. Before deciding that the television or talkative roommates do not bother you when you work, take an honest accounting of the work you produce with interruptions compared to work you do without.

If you find that your work is better without distractions, it is a good idea to create an environment that reduces interruptions. This may mean you have to go to a private room, use headphones, or go somewhere like a library to work. Regardless, the importance of a distraction-free environment cannot be emphasized enough.

Working at the Right Time

Most people are subject to their own rhythms, cycles, and preferences throughout their day. Some are alert and energetic in the mornings, while others are considered “night owls” and prefer to work after everyone else has gone to sleep. It can be important to be aware of your own cycles and to use them to your advantage. Rarely does anyone do their best work when they are exhausted, either physically or mentally. Just as it can be difficult to work when you are physically ill, it can also be a hindrance to try to learn or do mental work when you are tired or emotionally upset.

Your working environment definitely includes your own state of mind and physical well-being. Both have a significant influence on your learning and production ability. Because of this, it is not only important to be aware of your own condition and work preferences, but to actually try to create conditions that help you in these areas. One approach is to set aside a specific time to do certain kinds of work. You might find that you concentrate better after you have eaten a meal. If that is the case, make it a habit of doing homework every night after dinner. Or you might enjoy reading more after you are ready for bed, so you do your reading

4 <https://en.calameo.com/read/00009178915b8f5b352ba>

assignments just before you go to sleep at night. Some people find that they are more creative during a certain time of the day or that they are more comfortable writing with subtle lighting. It is worth taking the time to find the conditions that work best for you so that you can take advantage of them.

ANALYSIS QUESTION



Student Survey on Work Environment

Analysis: Take the time to think about where you will do your work and when. What can you do to help ensure your working environment will be helpful rather than harmful? What do you know doesn't work for you? What will you do to prevent those adverse conditions from creeping into your work environment?

Below is a quick survey to help you determine your own preferences in regard to your work space, the time you work, and distractions. Rank each option: 1–4, 1 meaning “least like me” and 4 meaning “most like me.”

- I like my workspace to be organized and clean.
- There are certain places where I am more comfortable when I work.
- I prefer to be alone when I work on certain things.
- I find it difficult to read with other sounds or voices around me.
- There are certain times of the day when I can be more focused.
- My moods or emotions can interfere with my ability to concentrate

3.6 Goal Setting and Motivation

Estimated completion time: 11 minutes.

Questions to consider:

- How do I set motivational goals?
- What are SMART goals?
- What's the importance of an action plan?
- How do I keep to my plan?

Motivation often means the difference between success and failure. That applies to school, to specific tasks, and to life in general. One of the most effective ways to keep motivated is to set goals.

Goals can be big or small. A goal can range from *I am going to write one extra page tonight*, to *I am going to work to get an A in this course*, all the way to *I am going to graduate in the top of my class so I can start my career with a really good position*. The great thing about goals is that they can include and influence a number of other things that all work toward a much bigger picture. For example, if your goal is to get an A in a certain course, all the reading, studying, and every assignment you do for that course contributes to the larger goal. You have motivation to do each of those things and to do them well.

Setting goals is something that is frequently talked about, but it is often treated as something abstract. Like

time management, goal setting is best done with careful thought and planning. This next section will explain how you can apply tested techniques to goal setting and what the benefits of each can be.

Set Goals That Motivate You

The first thing to know about goal setting is that a goal is a specific end result you desire. If the goal is not something you are really interested in, there is little motivational drive to achieve it. Think back to when you were much younger and some well-meaning adult set a goal for you—something that didn't really appeal to you at all. How motivated were you to achieve the goal? More than likely, if you were successful at all in meeting the goal, it was because you were motivated by earning the approval of someone or receiving a possible reward, or you were concerned with avoiding something adverse that might happen if you did not do what you were told. From an honest perspective in that situation, your real goal was based on something else, not the meeting of the goal set for you. To get the most from the goals you set, make sure they are things that you are interested in achieving.

That is not to say you shouldn't set goals that are supported by other motivations (e.g., If I finish studying by Friday, I can go out on Saturday), but the idea is to be intellectually honest with your goals.

Set SMART Goals

Goals should also be SMART. In this case, the word *smart* is not only a clever description of the type of goal, but it is also an acronym that stands for Specific, Measurable, Attainable, Relevant, and Time-bound. The reason these are all desirable traits for your goals is because they not only help you plan how to meet the goal, but they can also contribute to your decision-making processes during the planning stage.

What does it mean to create SMART goals?

- **Specific**—For a goal to be specific, it must be defined enough to actually determine the goal. A goal of *get a good job when I graduate* is too general. It doesn't define what a good job is. In fact, it doesn't even necessarily include a job in your chosen profession. A more specific goal would be something like *be hired as a nurse in a place of employment where it is enjoyable to work and that has room for promotion*.
- **Measurable**—The concept of *measurable* is one that is often overlooked when setting goals. What this means is that the goal should have clearly defined outcomes that are detailed enough to measure and can be used for planning of how you will achieve the goal. For example, setting a goal of *doing well in school* is a bit undefined, but making a goal of *graduating with a GPA above 3.0* is measurable and something you can work with. If your goal is measurable, you can know ahead of time how many points you will have to earn on a specific assignment to stay in that range or how many points you will need to make up in the next assignment if you do not do as well as you planned.
- **Attainable**—*Attainable* or *achievable* goals means they are reasonable and within your ability to accomplish. While a goal of *make an extra one million dollars by the end of the week* is something that would be nice to achieve, the odds that you could make that happen in a single week are not very realistic.
- **Relevant**—For goal setting, *relevant* means it applies to the situation. In relation to college, a goal of *getting a horse to ride* is not very relevant, but *getting dependable transportation* is something that would contribute to your success in school.
- **Time-bound**—Time-bound means you set a specific time frame to achieve the goal. *I will get my paper written by Wednesday* is time-bound. You know when you have to meet the goal. *I will get my paper written sometime soon* does not help you plan how and when you will accomplish the goal.

In the following table you can see some examples of goals that do and do not follow the SMART system. As you read each one, think about what elements make them SMART or how you might change those that are not.

Goal	Is it SMART?	
I am going to be rich someday.	No	There is nothing really specific, measurable, or time-bound in this goal.
I will graduate with my degree, on time.	Yes	The statement calls out specific, measurable, and time-bound details. The other attributes of attainable and relevant are implied.
I am going to save enough money to buy a newer car by June.	Yes	All SMART attributes are covered in this goal.
I would like to do well in all my courses next semester.	No	While this is clearly time-bound and meets most of the SMART goal attributes, it is not specific or measurable without defining what “do well” means.
I am going to start being a nicer person.	No	While most of the SMART attributes are implied, there is nothing really measurable in this goal.
I will earn at least a 3.0 GPA in all my courses next semester.	Yes	All of the SMART attributes are present in this goal.
I am going to start being more organized.	No	While most of the SMART attributes are implied, there is nothing really measurable in this goal.

Table 3.6

APPLICATION



Try writing two SMART goals—something with a one-week time frame and something that you will accomplish over the next year. Make certain that you include all the appropriate elements—Specific, Measurable, Attainable, Relevant, and Time-bound.

Make an Action Plan

Like anything else, making a step-by-step action plan of how you will attain your goals is the best way to make certain you achieve them. It doesn't matter if it is a smaller goal with immediate results (e.g., finish all your

homework due by Friday) or something bigger that takes several years to accomplish (graduate with my degree in the proper amount of time).

The planning techniques you use for time management and achieving goals can be similar. In fact, accurate goal setting is very much a part of time management if you treat the completion of each task as a goal.

What follows is an example of a simple action plan that lists the steps for writing a short paper. You can use something like this or modify it in a way that would better suit your own preferences.

Action Plan		
Task	Objective	When
Choose topic.	Select something interesting.	Needs to be done by Monday!
Write outline, look for references.	Create structure of paper and outline each part.	Monday, 6:00 p.m.
Research references to support outline, look for good quotes.	Strengthen paper and resources.	Tuesday, 6:00 p.m.
Write paper introduction and first page draft.	Get main ideas and thesis statement down.	Wednesday, 7:00 p.m.
Write second page and closing draft.	Finish main content and tie it all together.	Thursday, 6:00 p.m.
Rewrite and polish final draft.	Clean up for grammar, writing style, and effective communication.	Friday, 5:00 p.m.

Table 3.7

Another useful approach to goal setting is to create SMART goals and then write them down. For most people there is a higher level of commitment when we write something down. If you have your goals written out, you can refer to each component of the SMART acronym and make certain you are on track to achieve it.

Stick with It!

As with anything else, the key to reaching goals is to keep at it, keep yourself motivated, and overcome any obstacles along the way. In the following graphic you will find seven methods that highly successful people use to accomplish this.



Figure 3.13 These seven ways to stay motivated are good suggestions from highly successful people. What other strategies would you suggest?

3.7

Enhanced Strategies for Time and Task Management

Estimated completion time: 18 minutes.

Questions to consider:

Near Final Proof

- What strategy helps me prioritize my top tasks?
- How do I make the best use of my time when prioritizing?
- How do I make sure I tackle unpleasant tasks instead of putting them off?
- What's the best way to plan for long-term tasks?
- How do I find time in a busy schedule?

Over the years, people have developed a number of different strategies to manage time and tasks. Some of the strategies have proven to be effective and helpful, while others have been deemed not as useful.

The good news is that the approaches that do not work very well or do not really help in managing time do not get passed along very often. But others, those which people find of value, do. What follows here are three unique strategies that have become staples of time management. While not everyone will find that all three work for them in every situation, enough people have found them beneficial to pass them along with high recommendations.

Daily Top Three

The idea behind the *daily top three* approach is that you determine which three things are the most important to finish that day, and these become the tasks that you complete. It is a very simple technique that is effective because each day you are finishing tasks and removing them from your list. Even if you took one day off a week and completed no tasks on that particular day, a *daily top three* strategy would have you finishing 18 tasks in the course of a single week. That is a good amount of things crossed off your list.

ANALYSIS QUESTION

Analysis: Think about what would be your top three tasks for today? What would you have on the list tomorrow?

Pomodoro Technique



Figure 3.14 The Pomodoro Technique is named after a type of kitchen timer, but you can use any clock or countdown timer. (Marco Verch /Flickr / Attribution 2.0 Generic (CC BY 2.0))

The Pomodoro Technique was developed by Francesco Cirillo. The basic concept is to use a timer to set work intervals that are followed by a short break. The intervals are usually about 25 minutes long and are called *pomodoros*, which comes from the Italian word for tomato because Cirillo used a tomato-shaped kitchen timer to keep track of the intervals.

In the original technique there are six steps:

1. Decide on the task to be done.
2. Set the timer to the desired interval.
3. Work on the task.
4. When the timer goes off, put a check mark on a piece of paper.
5. If you have fewer than four check marks, take a short break (3–5 minutes), then go to Step 1 or 2 (whichever is appropriate).
6. After four pomodoros, take a longer break (15–30 minutes), reset your check mark count to zero, and then go to Step 1 or 2.

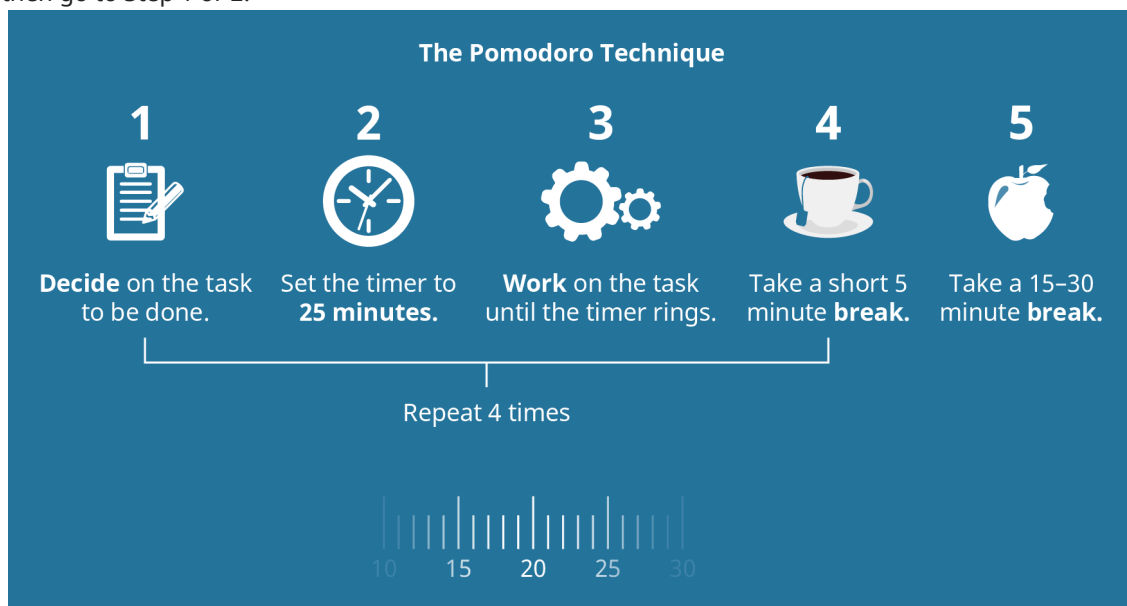


Figure 3.15 The Pomodoro Technique contains five defined steps.

There are several reasons this technique is deemed effective for many people. One is the benefit that is derived from quick cycles of work and short breaks. This helps reduce mental fatigue and the lack of productivity caused by it. Another is that it tends to encourage practitioners to break tasks down to things that can be completed in about 25 minutes, which is something that is usually manageable from the perspective of time available. It is much easier to squeeze in three 25-minute sessions of work time during the day than it is to set aside a 75-minute block of time.

Eat the Frog

Of our three quick strategies, *eat the frog* probably has the strangest name and may not sound the most inviting. The name comes from a famous quote, attributed to Mark Twain: “Eat a live frog first thing in the morning and nothing worse will happen to you the rest of the day.” *Eat the Frog* is also the title of a best-selling book by Brian Tracy that deals with time management and avoiding procrastination.

How this applies to time and task management is based on the concept that if a person takes care of the biggest or most unpleasant task first, everything else will be easier after that.

Although stated in a humorous way, there is a good deal of truth in this. First, we greatly underestimate how much worry can impact our performance. If you are continually distracted by anxiety over a task you are dreading, it can affect the task you are working on at the time. Second, not only will you have a sense of accomplishment and relief when the task you are concerned with is finished and out of the way, but other tasks will seem lighter and not as difficult.

APPLICATION



Try Three Time Management Strategies

Over the next two weeks, try each of these three methods to see which ones might work for you. Is there one you favor over the others? Might each of these three approaches serve you better in different situations or with different tasks? Do you have a creative alternative or possibly a way to use some combination of these techniques?

In addition to these three strategies, you could also develop whole new approaches from suggestions found earlier in this chapter. For example, you could apply some of the strategies for avoiding procrastination or for setting appropriate priorities and see how they work in combination with these techniques or on their own.

The key is to find which system works best for you.

Breaking Down the Steps and Spreading Them over Shorter Work Periods

Above, you read about several different tried-and-tested strategies for effective time management—approaches that have become staples in the professional world. In this section you will read about two more creative techniques that combine elements from these other methods to handle tasks when time is scarce and long periods of time are a luxury you just do not have.

The concept behind this strategy is to break tasks into smaller, more manageable units that do not require as much time to complete. As an illustration of how this might work, imagine that you are assigned a two-page paper that is to include references. You estimate that to complete the paper—start to finish—would take you between four and a half and five hours. You look at your calendar over the next week and see that there simply are no open five-hour blocks (unless you decided to only get three hours of sleep one night). Rightly so, you decide that going without sleep is not a good option. While looking at your calendar, you do see that you can squeeze in an hour or so every night. Instead of trying to write the entire paper in one sitting, you break it up into much smaller components as shown in the table below:

Near Final Proof

Breaking Down Projects into Manageable-Sized Tasks		
Day/Time	Task	Time
Monday, 6:00 p.m.	Write outline; look for references.	60 minutes
Tuesday, 6:00 p.m.	Research references to support outline; look for good quotes.	60 minutes
Wednesday, 7:00 p.m.	Write paper introduction and first page draft.	60 minutes
Thursday, 6:00 p.m.	Write second page and closing draft.	60 minutes
Friday, 5:00 p.m.	Rewrite and polish final draft.	60 minutes
Saturday, 10:00 a.m.	<i>Only if needed—finish or polish final draft.</i>	60 minutes?

Table 3.8

	Monday	Tuesday	Wednesday	Thursday	Friday	Saturday	Sunday
8:00–10:00		Work		Work			
10:00–12:00	Algebra	Work	Algebra	Work	Algebra	10 a.m.–11 a.m. <i>Only if needed</i>	Work
12:00–2:00	Lunch/ study	1 p.m. English Comp	Lunch/study	1 p.m. English Comp	Lunch/study	Family picnic	Work
2:00–4:00	History	English Comp	History	English Comp	History	Family picnic	
4:00–6:00	Study for Algebra quiz.	Grocery	Study for History exam.	Study for History exam.	5 p.m.–6 p.m. Rewrite and polish final draft.	Family picnic	Laundry

Table 3.9

Near Final Proof

	Monday	Tuesday	Wednesday	Thursday	Friday	Saturday	Sunday
6:00–7:00	Write outline; look for references.	Research references to support outline; look for good quotes.	Research presentation project.	Write second page and closing draft	Create presentation.	Meet with Darcy.	Prepare school stuff for next week.
7:00–8:00	Free time	Free time	Write paper introduction and first page draft.	Research presentation project.	Create presentation.		Free time

Table 3.9

While this is a simple example, you can see how it would redistribute tasks to fit your available time in a way that would make completing the paper possible. In fact, if your time constraints were even more rigid, it would be possible to break these divided tasks down even further. You could use a variation of the Pomodoro Technique and write for three 20-minute segments each day at different times. The key is to look for ways to break down the entire task into smaller steps and spread them out to fit your schedule.

STUDENT PROFILE

Time management is probably one of the hardest things I had to pick up when I got to college. For starters, I didn't have anyone to come wake me up if I forgot to set an alarm or to tell me to get out of bed so that I wouldn't be late. I had to start placing my phone far away from my bed; so that way, I would have to get out of bed in order to turn the alarm off. Accomplishing work on time can also be difficult. It's tough to find the fine balance between when you have to stay in and work on assignments and when is acceptable to go out and do leisure activities.

I learned the 8-8-8 rule. Every day you spend eight hours working on school work or going to class, eight hours of free time to do what you want, and then eight hours to sleep at night so that you will get enough rest. Sleep is crucial for time management. I learned very quickly that you cannot focus or be productive if you are struggling to keep your head from falling over because you are so tired. Basically, I've learned that if you want to be successful in college, then you have to be on top of your game when it comes to time. It's something thing you cannot make up once it's gone.

-Preston Allen, University of Central Arkansas

Analyzing Your Schedule and Creating Time to Work

Of all the strategies covered in this chapter, this one may require the most discipline, but it can also be the most beneficial in time management. The fact is most of us waste time throughout the day. Some of it is due to a lack of awareness, but it can also be caused by the constraints of our current schedules. An example of this is when we have 15 to 20 minutes before we must leave to go somewhere. We don't do anything with that time because we are focused on leaving or where we are going, and we might not be organized enough to accomplish something in that short of a time period. In fact, a good deal of our 24-hour days are spent a few minutes at a time waiting for the next thing scheduled to occur. These small units of time add up to a fair amount each day.

The intent of this strategy is to recapture those lost moments and use them to your advantage. This may take careful observation and consideration on your part, but the results of using this as a method of time management are more than worth it.

The first step is to look for those periods of time that are wasted or that can be repurposed. In order to identify them, you will need to pay attention to what you do throughout the day and how much time you spend doing it. The example of waiting for the next thing in your schedule has already been given, but there are many others. How much time do you spend in activities after you have really finished doing them but are still lingering because you have not begun to do something else (e.g., letting the next episode play while binge-watching, reading social media posts or waiting for someone to reply, surfing the Internet, etc.)? You might be surprised to learn how much time you use up each day by just adding a few unproductive minutes here and there.

If you set a limit on how much time you spend on each activity, you might find that you can recapture time to do other things. An example of this would be limiting yourself to reading news for 30 minutes. Instead of reading the main things that interest you and then spending an additional amount of time just looking at things that you are only casually interested in because that is what you are doing at the moment, you could stop after a certain allotted period and use the extra time you have gained on something else.

After you identify periods of lost time, the next step will be to envision how you might restructure your activities to bring those extra minutes together into useful blocks of time. Using the following scenario as an illustration, we will see how this could be accomplished.



Figure 3.16 Sarah has to balance a lot of obligations.

On Tuesday nights, Sarah has a routine: After work, she does her shopping for the week (2 hours driving and shopping) and then prepares and eats dinner (1 hour). After dinner, she spends time on homework (1 hour) and catching up with friends, reading the news, and other Internet activities (1 hour), and then she watches television or reads before going to bed (1 hour). While it may seem that there is very little room for improvement in her schedule without cutting out something she enjoys, limiting the amount of time she spends on each activity and rethinking how she goes about each task can make a significant difference.

In this story, Sarah's Tuesday-night routine includes coming home from work, taking stock of which items in her home she might need to purchase, and then driving to the store. While at the store, she spends time picking out and selecting groceries as she plans for meals she will eat during the rest of the week. Then, after making her purchases, she drives home. Instead, if she took the time to make a list and plan for what she needed at the store before she arrived, she would not spend as much time looking for inspiration in each aisle. Also, if she had a prepared list, not only could she quickly pick up each item, but she could stop at the store on the way home from work, thus cutting out the extra travel time. If purchasing what she needed took 30 minutes less because she was more organized and she cut out an additional 20 minutes of travel time by saving the extra trip to the store from her house, she could recapture a significant amount of her Tuesday evening. If she then limited the time she spent catching up with friends and such to 30 minutes or maybe did some of that while she prepared dinner, she would find that she had added almost an extra hour and a half to the time available to her on that evening, without cutting out anything she needed to do or enjoys. If she decided to spend her time on study or homework, this would more than double the time she previously had available in her schedule for homework.

ANALYSIS QUESTION

Reflection

Analysis: Identify areas in the way you spend your day where you may be able to recapture and repurpose time. Are there things you can move around to gain more time? Are there ways you can combine tasks or reduce travel time?



Summary

3.7 Enhanced Strategies for Time and Task Management

This chapter began by pointing out the dangers of poor time management, both in cost and even the potential risk to graduation. After presenting why time management is important, sections of the text covered how time management for college can be different from what students may have experienced before. Following this, the chapter contained several sections on how to effectively manage time (including predicting time on task), how to use technology to your advantage, and how to prioritize tasks. Other topics included goal setting and motivation, some specific strategies for time and task management, and avoiding procrastination.



Career Connection

3.7 Enhanced Strategies for Time and Task Management

Rick says: I've wanted to work in radio since I was in high school and had great opportunities in college to learn at the campus station. I interned for a semester at a local Top 40 station and, after graduation, was offered a position as the producer of the station's morning show.

The only problem: I had to be at the radio station by 4:45 a.m. I couldn't do it. I tried everything—alarms on my phone, clock radio alarms, friends calling me. This is not a job you can be late for—dead air is a radio DJ's greatest nightmare. But no matter what I tried, I could not wake up on time. The third time I arrived late, the radio station let me go.

Reflection question: How might you have handled the situation differently? How might this aspiring radio DJ have managed his time differently to ensure he was not late for work?

For discussion: Is the Internet responsible for most of our wasted work time? Read through this article. What do you think?

<https://openstax.org/l/whowastestime>



Rethinking

3.7 Enhanced Strategies for Time and Task Management

Revisit the questions you answered at the beginning of the chapter, and consider one option you learned in

this chapter that might change your answer to one of them.

1. I regularly procrastinate completing tasks that don't interest me or seem challenging.
2. I use specific time management strategies to complete tasks.
3. I find it difficult to prioritize tasks because I am not sure what is really important.
4. I am pleased with my ability to manage my time.



Where do you go from here?

3.7 Enhanced Strategies for Time and Task Management

Refining your time management skills based on an honest assessment is something that should never stop. The benefits of good time management skills are something that will apply to the rest of your life. What would you like to learn more about? Choose a topic from the list below, and create an annotated bibliography that would direct further research.

- Psychological reasons for procrastinating
- Technology and social media as distractions
- Additional time management strategies
- Time management strategies that successful people use